


RECITAL MAKE-UP

Make-up is a fun part of dance recitals! We've attached a chart below to aid you in getting stage-ready! We encourage all dancers to wear some makeup. Instead of a full face of makeup on your young dancer you could opt for a little blush and some lipstick!



DANCE ED TIPS.
SUPPORT. REFINE. CONNECT. CELEBRATE.



THE PETITE

BASE

Tinted moisturizer — All over the face to even out the skin tone.
Powder — All over the face to set the cream products.
Pink blush — Apples of the cheeks, sweeping diagonally back towards the hairline.
Champagne highlighter — Use a shimmering powder slightly lighter than the complexion on the highest points of the cheeks.
 *PETITE dancers love this shimmering element to give them that princess sparkle!

BROWS

Tinted brow gel — Throughout the brows to add subtle definition.
 *This is meant for our fair-haired dancers who otherwise look they don't have brows under the blinding stage lights. If your PETITE dancer has visible eyebrows from stage, feel free to skip this step.

EYES

Gold metallic shadow — All over the mobile lid. Make sure this color is visible with the eyes open! **Brown eyeliner** — Thin line from inner to outer corner using a pencil formula for a soft effect.
 *If your PETITE is particularly antsy, feel free to skip this step to avoid getting messy.
Black mascara — Top and bottom lashes.
 *It helps to give your PETITES a focal point to look at while you apply their mascara. Ideally this focal point is a little lower than their eye level, so they are more relaxed and don't fear the mascara wand approaching their open eye. Try cueing your PETITE to fixate their eyes on the button of your shirt, or asking them to look down at a book or video on their lap.
False lashes — Outer corner lashes are ideal for squirmy PETITES.
 *This is completely optional and may only be advisable for PETITES who sat well through the makeup process thus far. If they are itching to get out of the makeup seat, stop here.

LIPS

Red lipstick — Blot over the entirety of the lips to fill in.
 *Blotting the lipstick is recommended for PETITES (instead of a swiping motion), to prevent a potential mess of lipstick, in case they move during application.
Lipgloss — NONE!! Glossy lips are not the most flattering under bright stage lights and present the hazard of smearing onto costumes. It's best to keep the lips matte!


Dance ED Tips LLC, 2019 ©

THE DANCE WORKS
KIDS
CHOICE
AWARDS
RECITAL 2022


RECITAL HAIR

A simple bun is all you need for your recital hair! You can choose to part your hair however you want! You can also choose a high bun or a low bun. Recital hair should be neat, free of flyaways, and secure!

HIGH BUN



LOW BUN



THE DANCE WORKS
KIDS
CHOICE
AWARDS
RECITAL 2022